

Ostraland

The dark side of the Moose Mountain Crags

The hot summers experienced from 2020 through 2025 have helped this newer cliff line on the shady side of the valley explode with development activity. At the Moose Mountain Crags in general but particularly so on these mostly shaded aspects. Several climbers have played a roll in this Moose Mountain resurgence on the shady side. Leading the pack was Ross Suchy along with Andy Genereux, Brandon Riches, Craig Lingley, Jason Adam, Brook Bell and Steve Birch. Ostraland is the latest cliff line at Moose Mountain to witness significant development and exploitation. Call it a mini gold rush of sorts as eager climbers scrambled to stake out territory for new routing possibilities on this mostly north facing side of the valley. This might be due to the abundance of time on peoples hands from the Covid-19 pandemic. Or maybe the Moose Mountain Crags are finally coming of age as many climbers realize the close proximity to Calgary and generally easy approach to access these cliffs. Maybe its the massive potential for new routes at all grades. Most importantly this side of the valley is a good hang to avoid the summer heat which has been more plentiful the past few years. Thus greatly rounding out and improving the options for dealing with over heated climbing days locally.

This lengthy wall of **Ostraland** is separated from **The Far Right** sub-sector on **The Painted Wall** by a small gully. Below this gully a base trail starts off descending down a small slope below a newer small sector called **The Dark Side**. From this point the trail follows the base of the Ostraland cliff line for much of its length. The cliff quickly grows in height from its shorter eastern terminus 15-25m and overall averages between 50-70m in height for most of its length as this crag continues westward for almost 2.5 kilometers in an unbroken ribbon of rock. Eventually terminating at its western end at the **Spider Brook** sector and the east facing **Morning Side Crag**. This long cliff is mostly north facing with the exception of the east facing wall with an striking prow-like feature on its right edge located about two thirds along the cliff that climbers have been asking and talking about this amazing feature for years with very little or no activity until recently...!

Beyond **The Prow** area the wall changes vector to have a more north-east exposure as the cliff traverses westward towards the **Morning Side Crag** drainage. There will undoubtedly will be several more sub-sectors developed on this lengthy cliff line as climbers compete to expand on the many projects already started. So far five sub-sectors have been named. They include **Dark Side**, a small venue at the eastern terminus with ten routes, **Northern Shield** which is a broad stretch of darker colored rock with 15 climbs now developed. The third is the **Vortex Cave** which has undergone extensive exploration with 11 routes completed to date. **The Cove** sector with 15 routes completed and a few harder projects under development. The last sub-sector to see development is **The Prow** area about two-thirds along this shady side of the valley which sits roughly opposite the Dust Bowl located over on the sunny side of the valley. To date

over the past two years there are now about seventy-five completed climbs on the Ostraland cliff line and numerous other projects under development. It's sure to become a shade mecca for climbers trying to beat what seems to be the increasingly hotter summers over the last few years due to global warming.

The potential on this long cliff line is staggering but like much of the area there is a wide spectrum of rock quality involved! So most new projects will require substantial amounts of effort and cleaning to see good routes established. That being said, a dozen new climbs have already gone in ground up, due to the issues of the long and complicated top down access. This shady long wall of Ostraland was named as an ode to the late Larry Ostrander who was a significant early pioneer in the area. Larry building over 70 shunt (top-rope) routes at the various venues around Moose Mountain. Even on these lesser known cliffs Larry had established several lost shunting projects that are now being re-discovered and rejuvenated into lead problems. The most obvious was a short spaciouly bolted access route on the right side of the amphitheater that is defined by the rather obvious hanging U-shaped drainage about two thirds along this wall. This feature is easy to view from the access road. Here the cliff narrows to about 20-30 meters in height with the striking east facing prow out to the right. There are now well over thirty routes established at The Cove and Prow sectors and numerous other projects on the go. Generally the rock is quite good on these steeper walls found to either side of this overhanging amphitheater below the hanging U-shaped drainage. However, there is lower band like many sectors at Moose Mountain that can have poorer more fragile rock quality. Thus climbing many of the routes at these sectors a **stick clip is recommend** as part of your rack to help you safely reach to the first protection bolt with out incident.

Access: To reach the various Ostraland venues depends on the location of your intended climbs. The recommended access for the first third of the wall up to the **Vortex Cave** is to come over from the **Painted Wall**. Either following the base of the cliff westward up a short scree slope traveling past the **Far Right** sector of the Painted Wall to the base of a gully on its right end. From here drop down a short slope below the newer sector called **The Dark Side** then continue on a mostly gently rising trail along the cliff base. A second better access option takes a new trail from near the step up onto the "Small Belay Ledge" near the middle of the Painted Wall. From there it heads west on a flat trail, then taking a good trail up the slope that avoids travel below the Far Right Sector on Painted Wall and saves a bit of elevation gain. This new well built trail climbs the treed slope to arrive at the low spot near the middle of The Dark Side sector. From here it follows the cliff base westward. Several meters after a little bump in the trail (5-7 minutes out from the Painted Wall) locate a small left facing corner for a route called *Soaring Raven* that marks the start of development on the **Northern Shield** sector. The rock here is of a darker gray color overall and this sector extends for about 300m westward to a second grouping of climbs with a second small corner housing the route called *Corner Puzzler*. From this second corner continue west to where the trail drops down hill just before a hanging drainage gully. There is an elevated ledge that traverses below this hanging drainage and is the location of the *Side Winder Access Route* used to gain the top of the cliff line 150m before the next sector called the Vortex Cave. From here continue westward on a flat section of trail along the cliff base to reach the **Vortex Cave** which takes about 10-12 minutes walking to arrive from the **Painted Wall**.

For climbs located at **The Cove** and **The Prow** sectors found on either side of the hanging U-shaped drainage approximately two-thirds along the Ostraland cliff line. These sectors can be accessed from the Vortex cave using a faint trail that undulates along the base of the cliff (15-20 minutes). However, for these two sectors the best approach is to continue up the main access road until 80m past the access trail for the **Dust Bowl** on the north side of the road. Just before the road climbs the big hill. Locate a small clearing on the south (left) side of the road that has a low berm 30m from the road, there is a single track trail cuts through this berm and heads down an open slope to reach Canyon Creek. Cross south over Canyon Creek (usually dry here) locating a faint trail that heads south up the right side of the drainage towards the U-Shaped gully feature on the upper wall (takes about 10-15 minutes up hill from the creek). From the top of the drainage the trail heads left up to a big shelf below the main cliff and arrival at **The Cove Sector**. From here traversing right on the shelf will access the obvious east facing **Prow Sector** in a couple minutes.

The Dark Side

This is an awesome smaller, steepish, venue found at the eastern terminus of the Ostraland cliff line 30m right (west) of The Far Right sector of the Painted Wall. The best way to get there is using a direct trail that leaves from just before the access step onto the "Small Belay Ledge" near the middle of the Painted Wall. From here take a flat trail heading west for about a 100m to the bottom of a slope. Then it heads up the slope on a good path to arrive at the base of this cliff below the second bolt line from the right called *Let There be Light*. A second option is a quick two minutes access going right (west) from the The Far Right sector of the Painted Wall using an upper trail that drops down the slope to reach this same point.

This cliff had only one completed route until the fall of 2022 and housed another of Larry Ostrander's recently rediscovered old shunt/top rope projects. The first lead climb at this sector was called *Welcome to the Dark Side*. It was the last route established during the busy development season of 2020 on the shady side of the Moose Mountain Crags and was included in the recent Bow Valley Sport guide out in 2021. Late in the fall of 2022 Ross Suchy added two new

lines. One called *Let There Be Light*, a redevelopment of a lost Larry Ostrander shunt problem. Inspired by this new interest in the cliff. Andy Genereux with an intense two week effort added another seven new lines left of his original climb *Welcome to the Dark Side* in the late spring of 2023. This cliff features, somewhat steep climbing overall, with most routes having defined crux sections of shorter duration. Simply it's a very fun place to climb..! Another bonus is all the routes generally stay dry during the rain giving it another great feature besides the all day shade this wall provides.

Mind Field ** S-5.11c, 19m, 8 clips

Andy Genereux, June 2023

This is the left-most route on this little sector for now. It has a single base belay bolt for rope soloing. Start slightly left of the base anchor. Climb the lower wall on generally good holds to a small roof. Turn this on the right into a defining crux section at mid height where the better quality rock starts. Pull some long moves over an almost blank face up to a second small roof with a technical series of moves to gain a short burly crack section to finish.

Mine Meld * S-5.11b, 19m, 8 clips**

Andy Genereux, June 2023

A terrific little number that ascends a continuously slightly overhanging wall. There are a couple reads to work through, that prove a little harder. This line has steady upper 5.10 climbing most of the way. Recommend a stick clip to the first slightly high bolt. There is a lone bolt for a base anchor for rope soloing.

Shadow Land ** S-5.11b, 19m, 8 clips

Andy Genereux, June 2023

The third bolt line in from the left for now. Start up a little to the right of the first two bolts on a series of right handed side-pulls. Getting past the second bolt has very thin feet with an awkward transition. Steady steep terrain works up an intermittent crack then overcomes a small roof taking on a steeper bulge of excellent rock.

Summer Sweet * S-5.11a/b, 20m, 8 clips**

Andy Genereux, June 2023

This bulging steep line has some burly upper 5.10 climbing up to a small roof. Turning the roof and dealing with a few harder moves provides a short lived crux on this sweet little line. Found about 7m left of *A Crack Let's The Light In*.

Only the Strong Survive * S-5.11d, 21m, 9 clips**

Andy Genereux, June 2023

Located midway between the recent climbs *Summer Sweet* and *Two Face* there is a single base belay bolt to mark this climb. A very steep route that starts up to the right leaning corner/overlap. Turns the lip of this feature at the third bolt. Mostly juggy 5.10 movement heads straight to a small roof and an upper bulge above. The final three bolts provide for a short very steep, intense crux section. Very nice rock and superb climbing over the top third of this line.

Two Face ** S-5.11b, 21m, 9 clips

Andy Genereux, June 2023

Mostly climbs the steep face immediately to the right of a shattered looking slightly left leaning corner. Work into an open book below a small roof. At the roof exit left. The line starts roughly a meter left of the route *A Crack Let's The Light In*. The rock is better than it looks. Mainly 5.10 movement to the top of the corner. Turning the roof has interesting open handed climbing with a few harder moves.

A Crack Let's The Light In ** S-5.11a/b, 23m, 10 clips

Andy Genereux, May 2023

A nice find at this little venue. It involves steady mid 5.10 climbing until roughly three-quarter height. One then has to untangle the short lived technical crux using a short finger crack to unlock a short open book corner with thin feet while stemming. Easier juggy movement above a small roof to reach the anchor.

Welcome to the Dark Side ** S-5.11a, 23m, 10 clips

Andy Genereux, October 2020

Starts about 5m left of where the new access trail arrives at the low spot below the wall. Climbs steady steepish rock to a shallow corner. Climb the shallow corner to a small roof then make some physical moves using the crack and a short upper corner out right. Involves steady 10+ movement with a few stiffer bits. Keep a little gas in the tank, a funky somewhat awkward finishing move is required in order to clip the anchor.

Let There Be Light *** S-5.11b/c, 25m, 11 clips

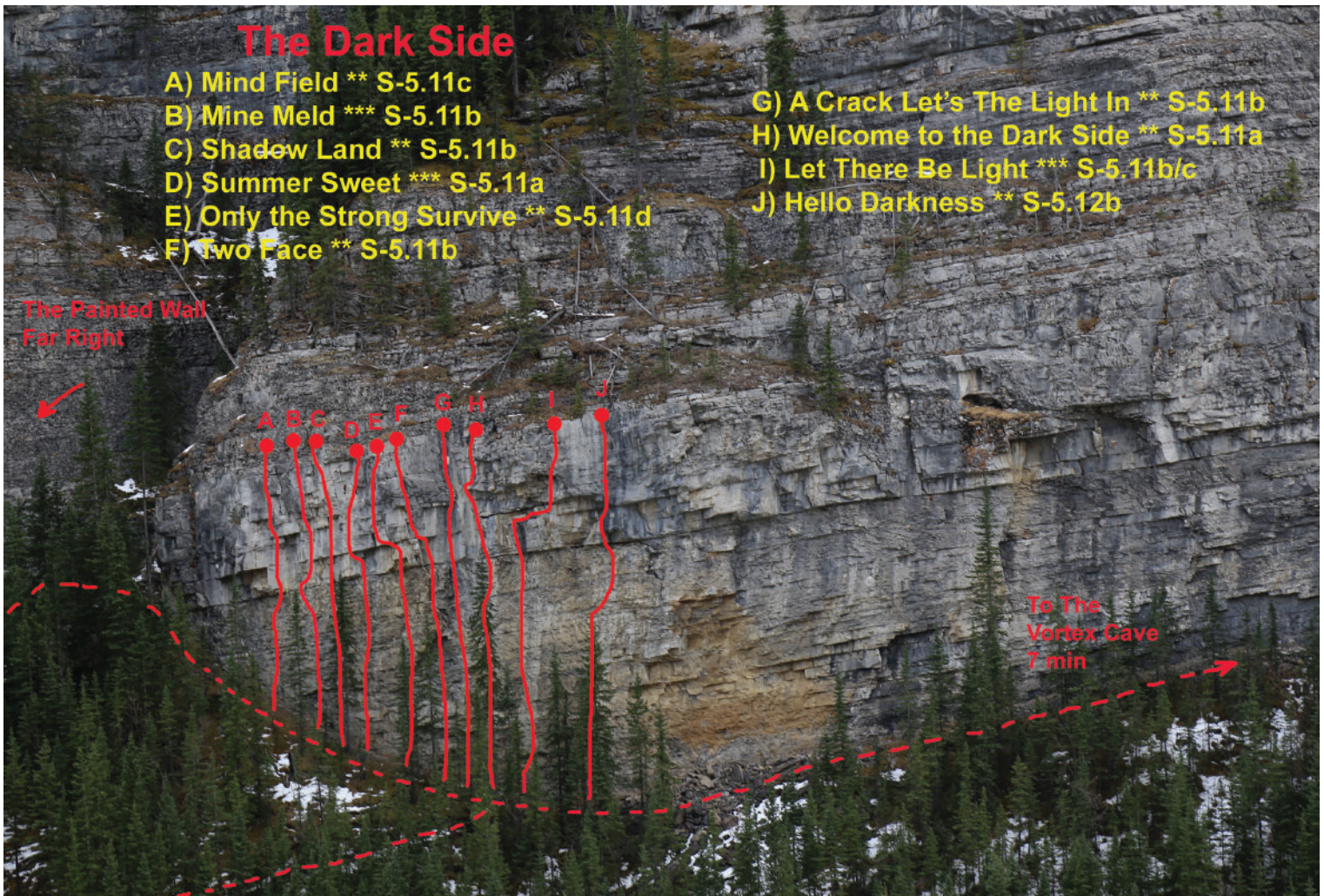
Ross Suchy, October 2022

The direct approach trail arrives directly below this route. This was one of Larry Ostrander's old shunt (top rope) projects. Located 5m right of *Welcome to the Dark Side*. Takes the steep wall using mostly juggy holds up to an impending bulge. Here a burly traverse skirts right then works through a few thin powerful moves to some spacious steep juggy movement to achieve the anchor. Completed by Ross just before the snow showed up in late fall. Enjoy, it's a real gem!

Hello Darkness ** S-5.12b, 25m, 11 clips

Ross Suchy, May 2023

Another steepish line that wiggles it's way up to a shallow slanting corner after working through the bulge near the top which provides for a very intense but short lived crux.



Northern Shield

An lengthy area of darker colored rock found on this expansive north facing cliff line. This was one of the first sectors with established lead climbing on the rapidly developing shaded Ostraland cliff line. Access to this sector is best coming over from the Painted Wall and takes about 5-7 minutes heading west along a faint trail that follows the cliff base to reach these routes. Several meters after a small bump in the trail locate a single bolt base anchor for the climb *Black is Back*. A little further along (approximately 15m) is the obvious shallow left-facing corner for the climb *Soaring Raven*.

Northern Shield / Left Side

Lavoie Rules * M-5.11a, 25m, gear micro cams & small wires

Juan Alberto Henriquez: July 2024

Located 5m before the route *Black is Back* is a shallow corner with a dubious pillar forming its right side. Delicate climbing up the pillar with a few placements. High above are bolts on the crux. From the pillar head up to a bolt, then up and right on a somewhat suspect ramp until another series of bolts. Be careful of a very loose pillar at the top, follow the bolts trending right. Not a sport route...! Wear a helmet.

Black is Back * S-5.11d, 25m, 11clips

Andy Genereux, September 2020

Located several meters left of the climb *Soaring Raven*, start off a sloping pedestal located left of a single bolt base anchor. Make a very thin delicate traverse rightward then a very thin hard sequence up to the second bolt that proves quite technically challenging compared to the 5.10+ climbing on offer over the upper portion of the route. **Recommend** a stick clip to the second bolt. The builder plans to return and look at a more in context option that starts up left from the sloping pedestal. Hopefully a better more consistent (maybe less difficult?) option, to start will be unveiled.

Soaring Raven *** S-5.10c, 24m, 10 clips

Andy Genereux & Bill Rennie, June 2020

Locate a shallow left facing corner about 5-7 minutes walking from the Painted Wall, found about 20m past a small bump in the base trail. There is a lone bolt at the base to facilitate rope soloing for this and the next route. Make a couple of awkward moves leaving the ground then head up the obvious shallow corner. The crux comes at two-thirds height as the corner disappears then move out right taking a short headwall to reach good ledge with the anchor. Established on lead.

Summer Solstice *** S-5.10d, 24m, 10 clips

Andy Genereux & Bill Rennie, June 2020, (rope soloed by Andy Genereux F.F.A)

Start up the opening moves on *Soaring Raven* but takes the bolt line out the right side of the corner. Climb steeply past the first three bolts, then very steady technical face climbing up to a short right facing corner. Surmount the short corner feature then finish up on an intricate headwall past the last two bolts onto a good ledge with the anchor.

Blood Letting ** S-5.12a/b, 24m, 11 clips

Andy Genereux, August 2021

Located 2m right of the corner for *Soaring Raven*. Overcome a very thin bouldery starting sequence with spacious sustained hard moves getting past the first three bolts. A secondary, devious crux comes at a bulge near the top.

Into the Dark ** S-5.11c, 24m, 10 clips

Andy Genereux, June 2020

Make difficult moves to enter a short V-groove steady more moderate face climbing leads to a bulging upper headwall and a secondary crux section to reach the belay ledge. The route still could have a couple of key holds reinforced with glue. Recommend a stick clip to the second bolt. It's quite hard leaving the ground.

Closed Project: Darkness My Old Friend S-5.12a/b, 24m, 10 clips

Bolted by Andy Genereux, July 2020

Difficult sustained movement past the first three bolts onto somewhat easier technical face climbing with a very thin face section at two-thirds height to reach a shallow right facing corner. Use the corner to gain the ledge and the anchor. Still needs to have a key hold reinforced with glue and a bit more cleaning, then hopefully red-pointed.

Open Project: Dancing In The Dark

A ring bolt anchor located 3-4 meters right of *Darkness My Old Friend* at the right end of the upper belay ledge. No bolting or cleaning has taken place on this project as of yet. Looks to be quite hard getting off the deck with very delicate thin friction face climbing above the improbable looking steep start. Any takers? You are welcome to have a go.



Northern Shield / Right Side

The next eleven completed climbs and one project listed below are located another 2 minute walk west along the base of the wall to reach the right half of this technically demanding sector. Here you will find more compact darker colored chert infused rock. The first climb for now that you will encounter is called *Groovy Baby*, it starts about 10m before the base trail climbs a small slope. To the right 4m, you will find a obvious shallow groove/corner with the route called *Chocolate*. The first of three nice 5.10b routes in a row. All similar but offering a different flavor. *Chocolate*, *Strawberry* and *Vanilla* enjoy. Two more recently completed routes are found halfway as you head west up the slope to an obvious left facing shallow corner which is the route *Corner Puzzler* located at the top of the slope There are now nine bolted face routes found left of the *Corner Puzzler* dihedral and another incomplete project called *Shade Dance* to the right of the shallow corner. The latest route called *Dark Blend* a few metres right of the *Puzzler* corner with a single base bolt to belay. An excellent full day of moderate technical climbing, pulling on chert edges, is on offer at this shady sector, have fun!

Groovy Baby *** S-5.10d, 30m, 13 clips

Andy Genereux, July 2023

A lovely face climb that has steady mid 5.10 climbing with a few bits a little more difficult. A bouldery sequence to leave the ground. Recommend a stick clip to the second bolt. Then head up on excellent technical movement to a small roof. Here either mantel the roof directly (awkward) or move right (a few feet) to overcome this barrier. More sustained face trickery on the headwall to finally celebrate your arrival at the anchor.

Chocolate ** S-5.10b, 30m, 14 clips

Andy Genereux, July 2023

Established on lead via rope soloing. Climbs the face and shallow corner/groove to reach a bulging headwall. Here make a few delicate moves to reach somewhat easier climbing. Named after a favorite flavor of ice cream for Choc Quinn. He also liked the climb a lot as well. Nice variety of movement.

Strawberry * S-5.10b, 27m, 12 clips***Andy Genereux, July 2023*

Start up stepped ground just as the base trail heads up a small slope. Climb up to an hollow arch/roof feature and surmount the small roof. The steeper upper headwall has very nice, sustained, technical face climbing. Established on lead via rope soloing, there is a lone bolt for a base anchor.

Vanilla ** S-5.10b, 25m, 11 clips*Andy Genereux, July 2023*

A nice line that works up past the right end of the hollow arch/roof. Nice climbing to reach the upper headwall where things steepen, stay slightly right of the next three bolts as things get a little more intense. **Caution:** At the crux section avoid heading too far right into the shallow corner. This has not been cleaned and has some loose suspect rock.

Rain Delay ** S-5.10c, 24m, 10 clips*Andy Genereux & Choc Quinn, June 2023*

Put up on lead via rope solo. It now involves pretty good rock overall with sustained lower angle face climbing. It's a very nice addition to this sector. The final cleaning was delayed by rain for a few days. A fine moderate was the end result.

Chert Blast ** S-5.10c, 24m 10 clips*Andy Genereux & Choc Quinn, June 2023*

Delicately work up to an overlap. Make a few hard pulls on chert edges to overcome the roof with steady mid 5.10 face climbing the entire way to the anchor. This is a nice technical face climbing experience. Stick clipping the second bolt is useful.

Steady On * S-5.10c, 25m, 11 clips***Andy Genereux & Choc Quinn, June 2024*

This route was first top roped on-sight by Andy and Choc. Two days later Andy returned cleaned, bolted, then rope soloed the project. It's a slightly squeezed line between the climbs *Chert Blast* and *Need Some Heat*. Worth the effort as it offers steady fun technical chert pulling over the entire length. Stick clipping to the first high bolt is recommended.

Need Some Heat ** S-5.10c, 23m, 10 clips*Andy Genereux, rope solo, June 2020*

Starts up to a small overlap make thin moves on small chert edges to surmount the lip. Continue up on steady face movement to a bulging section with a few delicate moves at 2/3 height. Somewhat easier climbing continues above to reach a hanging stance with ring bolts.

Hollow Feeling ** S-5.10b/c, 23m, 10 clips*Andy Genereux, rope solo, June 2020*

Make thin moves to reach the first bolt (stick clip recommended) steady face movement leads up to a hollow sounding flake. Climb the right side of the flake and gently move back left at its top. Another hard move before somewhat easier climbing ascends the face directly to a ring bolt anchor.

Corner Puzzler * S-5.11a, 23m, 10 clips***Andy Genereux, Bill Rennie & Bill Stark, (F. A. Rope soloed by Andy Genereux), June 2020*


Climbs the obvious shallow corner to gain the upper face. The climb was established ground up during wet marginal conditions. It required a second visit to finish the cleaning and it was then red-pointed via rope soloing. The upper portion of the corner provides a short puzzling bouldery crux with easier 5.10 climbing below and above this harder funky bit.

Closed Project: Shade Dance

To the right about 3m from the *Corner Puzzler* anchor is another ring bolt anchor. The proposed line will climb the lower angled face to a bulge then continue up on somewhat more moderate looking face climbing to reach this anchor?

Dark Blend ** S-5.10c, 25m, 11 clips*Andy Genereux and Choc Quinn, July 2024*

Located 3m right of the *Puzzler* corner with a single bolt base anchor. Originally established on lead by Andy via rope soloing. Due to a broken nut-tool and a malfunctioning leaf blower. The project needed a second effort to finish the cleaning and complete the red-point. Overall, very good steepish mid-5.10 face climbing with a couple stiffer, tricky, technical bits.



The Vortex-Cave / Sector

This very steep shade venue is found another 200m west from the route *Corner Puzzler* on the Northern Shield Sector. The amazing overhanging shallow cave feature rises to about 75m in cliff height. First discovered in early 2020 by Bill Rennie. His overflowing enthusiasm for the potential for some steep climbing, soon had several climbers interested in pursuing the daunting challenges on offer. With interested builders coming by to check out the possibilities. Due to a long difficult top down access 7 of the 14 lines developed so far at The Vortex Cave have been established ground up on aid due to the complicated access issues coming in from the top of the wall. In July of 2020, to help overcome this problem Andy Genereux and Bill Rennie established the *Side Winder Access Route* S-5.10a/A0 which climbs up a wedding-cake-like three-tiered drainage found 150m east (left) of the Vortex Cave. This route starts off from a two bolt anchor found above a suspended ledge system, which is accessed from the left side of the drainage just as the access trail drops down a small slope heading westward along the wall. This route, allowed access to bolt *La Ligne* top down becoming the first of three multi pitch routes developed in this quickly expanding sector.

Side Winder Access Route S-5.10a/A0, 85m, 12 clips, 1 shoulder length

Andy Genereux & Bill Rennie, July 2020

Located 150m to the east (left) of the Vortex Cave Sector. This route overcomes a tiered wall past three distinct bands of rock to reach the top of the lengthy Ostraland cliff line. Each tier is a little shorter in height as you ascend this route. From the starting ledge, that is accessed just before a the trail drops down a small slope. Traverse right onto the ledge for 7m until below the hanging drainage gully to a belay (bolts) approximately 30m west of the Northern Shield. The line ascends up and to the right of this drainage point on the first tier. The first pitch traverses rightward on the ledge then angles up and right with a move or two around 5.10a near the top of the first tiered rock band. The pitch is mostly easy climbing on big holds. It diagonals up and right past 10 bolts to gain a forested mossy slope. Scramble this treed slope for approximately 25m 3rd class directly to the base of the second tier to a (single bolt) belay anchor. Move right for 20m along the wide ledge at the base of the second tier to arrive below a shallow corner with bolts. Belay from a tree and climb the shallow corner (5.10a) past 8 bolts to gain a short mossy treed slope which leads to the base of the third tier with a two-bolt belay. The third pitch moves right for several meters on a steeply tilted mossy ledge then pull past two-bolts (A/0), then climb up and right to a third bolt, continue to angle up and rightward on stepped 3rd class ground for 10m to gain a flat platform and belay from a tree. From the mossy platform traverse about 65m right (west) following a faint game trail in the trees just above the cliff top to reach the top of the Vortex Cave. Rappel access is from large spruce trees.

In recent years, amazing fall weather has allowed climbing in the shade well into October. From the past five years since the Vortex Cave was discovered. There are only two (extension type) projects not sent by the spring of 2026. Fourteen routes are now completed in this challenging sector. The Covid 19 Pandemic had a big effect on this exciting venue coming to life. The first route out of the gate was by Ross Suchy called the *Dark Side of the Moose* ** S-5.12c and for now its the second bolt line in from the right side in the main cave. Only one of several hard sends at the Vortex Cave by Ross back in 2020. One of his routes the right most bolt line in the sector was originally reported to be "solid 12a," actually it turned out to be a very stout 12b ass kicker. Ross called the line *Pamplemoose* ***. It's very good, but a demanding effort. Requiring climbers overcome three distinct cruxes. It proved much harder than the 5.11, it first looked from the ground. The second route completed at the cave was the multi pitch *La Linge* 5.11b/c, which follows an obvious left leaning dihedral through some very steep rock at surprisingly moderate grades. The third, fourth, fifth, and sixth routes were built and climbed during a late July and August heat wave. Thus showcasing the potential of this sector to be a premium stop on hot summer days. The first of these is called *Slab In Your Face* ** S-5.10d, which is a stand alone pitch that offers another warm up option for the area. The second is called *Rap-Attack* ** S-5.11b/c, a two pitch effort that holds some great exposure at reasonable grades for this steep area. Then Ross established *Pamplemoose* ** S-5.12b. Andy quickly following his earlier efforts with a route he called *Roofs of Desire* *** S-5.11d/12a another two-pitch route established after three long days of toil. He then red-pointed it via rope soloing. During the lingering fall weather Ross finally sent his mega project *Cobra Thunder* *** S-5.13d probably the hardest route at Moose Mountain until this past spring (2026). Ross quickly followed this up completing a stalled project of Walson's called *Lord of Gyms* ** S-5.12c in the center of the cave. From having no routes in the spring of 2020 to these inspiring results by end of the first season certainly helped ensure traffic to this sector would increase significantly in the coming years.

In 2022 Ross Suchy with some renewed enthusiasm worked his unclimbed projects at the Vortex Cave. Ross Suchy has become the driving force at the Vortex Cave pushing new ground. In 2023 he stick clipped his way up the *Kids at Play* project and established a fine climb he called *Surfer* *** S-5.13a out right. Adding the routes *Dewlap* ** S-5.12b and *The Nest* S-5.12d in 2024. The fall of 2025 he added a lower anchor on *Kids at Play* project, creating *Lucky Strike* ** S-13a.

Rap-Attack ** S-5.11c, 57m, 18 clips

Andy Genereux, August 2020

This route started out as the rappel line to retreat off the top of the left leaning line of *La Linge* which starts 20m to the right of the top anchor location, ascending this obvious dihedral through the upper wall. Two full days were required to clean and unearth what ended up becoming a pretty good route despite two short sections of badly fractured rock that made for most of the cleaning efforts. The first fractured section was found on the bulge below the first belay and the second covered the first 5m above the base. Although these two easier sections are well cleaned, still expect to have stuff come loose over time. Overall the climbing is excellent and involves a variety of techniques. The route ascends the left side of the main shallow cave feature starting four meters left of the lone spruce tree situated at the base of the wall.

P1: 5.10d, 30m. Climbs up some easier juggy climbing to enter a obvious right facing corner. Start up the corner and after a couple meters angle up and leftward onto the arête. Work up on thin moves to a small roof. Turn the roof on the right side by lay-backing up a somewhat fractured flaring crack, then moving left onto some easy climbing with suspect rock quality past 3 closely spaced bolts on the bulge to reach a small semi-hanging belay stance with ring bolts.

P2: 5.11c, 27m. The money pitch on this climb. Take a steep shallow corner slightly left of the belay, as the corner diminishes move right onto thin face moves. Take a series of vertical edges (sustained) to join up with the final pitch of the climb *La Linge* after the traverse. Now climb past the final 5 bolts on *La Linge* making a another difficult thin slab move before turning a small roof (physical) in order to reach the ring bolt belay above a small ledge.

Descent: Rappel the route via two rappels, a 60m rope is required.

Roofs of Desire *** S-5.11d/12a, 52m, 18 clips

Andy Genereux, August 2020

This two pitch route climbs directly to the third anchor on the route *La Linge* working its way through several small roofs with definitive short crux sections at the end of each pitch. Start a meter left of the lone spruce tree at the base of the wall. Moderate climbing leads up onto a steep slab to gain access through the first of two-tiered roofs.

P1: 5.11c, 30m. Generally moderate climbing to a thin face section (5.11a) leading up to a double-tiered roof. Physical layaway climbing with mostly positive hand holds but bad feet works through the two roofs to a semi-hanging belay.

P2: 5.11d/12a, 22m. From the mid-belay angle slightly leftward up and into to a shallow corner. Climb the steep corner with juggy movement working through a few more small roof features to gain a steep upper face section. Very thin puzzling movement past the final two bolts (the crux) allows access to the belay. Alternatively at the second last bolt step down and traverse right 2m into the corner at the top of pitch 3 on the route *La Linge* to finish to the same belay.

Note: This alternative right-hand option to finish, lowers the pitch grade to 5.11a/b on the second pitch and requires a couple of shoulder length (alpine) draws to help reduce drag.

Descent: Rappel the route. If using a single rope be careful and use a backup prussic and knots! You are just barely able to touch in to the rock left of the mid-station belay. Failure here will leave you in space. A second option is to bring a tag line and do a full rope overhanging rappel to the ground. Alternatively to avoid this spicy rappel, a third option is to finish up on the final pitch on *La Linge* 5.11b and then rappel down *Rap-Attack* offering an easier rappel descent using one rope. Or simply sling-shot the second pitch on *Roofs of Desire* with your partner to avoid these issues altogether.

Slab In Your Face ** S-5.10d, 23m, 11 clips

Andy Genereux, August 2020

This fun line starts 2m to the right of the lone spruce tree at the base of the wall. Climbs the face on generally good juggy holds. At mid-height on the pitch the wall steepens then tilts back for climbers to overcome a technical steep slabby section in order to reach the ring bolt anchor.

La Linge * S-5.11b/c, 68m, 12-22 clips (2-3 shoulder length slings if combining pitches)**

Andy Genereux & Bill Rennie, July 2020

Andy Genereux & Ross Suchy, July 2020 F. A.

Four long days of work finally saw this very attractive line fully bolted and cleaned with some gluing (a first for Andy) to secure several suspect holds that will hopefully help "The Line" maintain the mid-5.11 grade. The route was done originally by climbing four shorter pitches but it might best be done as two longer pitches of 38m and then 30m. The first station is found at 23m and can be used as a stand alone warm-up pitch going around 5.10c, (11 clips plus anchor) before jumping on the harder fare on offer in the Vortex Cave sector.

The second anchor of *La Linge* is semi-hanging, located above a small ledge at 38m from the ground after a steep bulge section (very tight but a 70m rope with stretch, just gets you to the ground from the station at the top of pitch two). The second pitch offers one of the crux sections 5.11b/c on the route. Entering the corner above the first belay station is difficult, then pull through some powerful steep climbing on generally good holds working through the yellow bulge to gain a small belay ledge with ring bolts in the dihedral. The third pitch follows the corner with a hard sequence just above the belay. It then takes the steady corner until below a roof. Here make thin moves left to a semi-hanging belay 5.11b, 18m. The fourth pitch traverses leftward on a small foot rail then diagonally ascends the steep technical slab working through a small burly roof to reach the ring bolt belay above a good ledge 5.11b/c, 12m.

Descent: From the last anchor rappel straight down 27m to a ring bolt station above a small foot rail on the route *Rap-Attack*. A second rappel of 30m reaches the ground. These rappel stations are marked on the photo topo.

Lord of Gyms ** S-5.12c, 30m, 16 clips

Ross Suchy, October 2020

This was a lingering project that was started by Walson Tai, with his permission Ross Suchy finished it late in the season. He completed the cleaning and added the last few bolts. Sending the route in early October to end the amazing productive first season. Walson the main innovator, was unable to free up the time and energy to complete his stalled project due to the burden of trying to operate his climbing gyms during the constraints of the pandemic. This line starts directly behind the massive bleached dead tree at the heart of the cave. Lower angle climbing leads to the bulging headwall. Physical sustained movement works the very steep upper headwall, some hard pulls required for success.

Surfer * S-5.13a, 30m, 16 clips**

Ross Suchy, August 2022

Surfs an incredible arching line under the roof then heads directly up through the heart of the Vortex to finish at the same anchor on top of the *Kids at Play* project. Ross called it "Awesome, one of the best lines at the Vortex". It was red-pointed in the late August heat with Ross calling it 5.13a. It was quickly repeated and the quality & grade confirmed.

Lucky Strike ** S-13a, 23m, 13 clips Project: Kids at Play extension S-13c/d?

Ross Suchy, September 2025

This compelling very steep left leaning line was the first route bolted in the Vortex Cave in 2020. It went in ground up on aid over two long days. Work on this project seemed abandoned after 5 years. Ross installed a lower anchor and re-worked a couple bolts *Lucky Strike* was a great result. The extension is still open, it spans the last 4-5 bolts any takers?

Cobra Thunder * S-5.13d, 30m, 15 clips**

Ross Suchy, September 2020

Established ground up. Ross worked his massively overhanging test piece for 15 days to finally achieve the desired

result on the last day of September. The left leaning line provides a continuous battle over the upper two-thirds, which includes fighting with a couple vicious knee bar sequences providing marginal rest points.

Closed Project: S-5.13+, 30m, 15 clips?

Ross Suchy, bolted June 2023

This line works off left from the route *Dewlap*. It starts left two bolts below the anchor on this route. Lead bolted on aid this is still a work in progress. Ross has done the moves just not linked it all together in a red-point. This year maybe?

Dewlap ** S-5.12a/b, 20m, 9 clips

Ross Suchy, June 2023

The first day of June Ross ground up bolted this new line, that eventually works into a shallow corner to below a roof/bulge. Found about 10m left of *Dark Side of the Moose* he had climbed all the moves on his micro traction. The red-point send waited for a week. Named after the bearded tangle hanging below a moose's chin. There is a hold on the route apparently its quite similar looking.

The Nest ** S-5.12d, 20m, 8 clips

Ross Suchy, June 2023

Found just to the right of the route *Dewlap*. Steep face climbing works up to the pronounced arête below the big roof/bulge, climb the right side of the arête to the anchor located below the big roof.

Dark Side of The Moose ** S-5.12c, 30m, 12 clips

Ross Suchy, June 2020

Somewhat reasonable harder climbing leads to a steep and intense finish through the bulging headwall, be prepared to pull hard in order to achieve the anchor.

Pamplemoose * S-5.12b, 30m, 12 clips**

Ross Suchy, August 2020

The latest in the tour-d-force by Ross in 2020 establishing some of the harder new climbing found at the Moose Mountain Crags. For now it is the furthest right bolt line found at the Vortex Cave area proper. Ross was hoping for a 5.11 climb but this did not pan out. Overcome three 12- crux sections to reach the anchor. An excellent harder route.


Captain Planet S-5.12c, 25m, 10 clips

Brandon Riches, August 2020

This climb really needs to have a new lower first bolt added (my opinion), for now bring a long stick clip. No confirmation on the grade or quality as yet. The information for this climb was received late in the fall of 2021. To locate and start on this route head west (climbers right) from the Vortex-Cave along the Ostraland cliff line for about 200m from the route *Pamplemoose*. There is a very bright orange lichen patch on the rock at the base of the wall just right of what is a very high first bolt (apparently there are plans to install a new first bolt soon!). There is noticeable rock scaring to a small tree 4m below the base of the wall and a huge fresh rock scar on the lower wall with a line of bolts waiting above.

Access: For the Cove and The Prow sectors coming from the Vortex Cave

From the Vortex Cave a faint less defined trail continues westward at a gradual somewhat undulating generally uphill grade along the base of the wall for approximately another 400m to 500m until it reaches a long curving open shoulder. Roughly 10 meters on the left side of this rounded buttress above this open shoulder are two routes called *Dirty Marmot* and *Get off my Lawn* the most eastern (left-most) routes at The Cove sector for now. From this point a good trail begins. After another 40m this groomed trail meets up with a blocky boulder strewn section at the base of the wall. Here there is one project (3 bolts the left bolt line) and four routes on the wall above these boulders right of this project. This excellent trail then heads down a slope through the heart of **The Cove** sector. Moving past a lone very tall single mostly denuded spruce tree. On the wall at this point there are a couple projects and several completed lines. For now there are 19 routes in this newer sector at Moose Mountain. The trail drops down into the amphitheater formed below the hanging U-shaped drainage. Then takes a good ledge under a roof at the base of the wall to traverse the amphitheater above the drainage. Roughly 70 meters of westward progress meets up the route *Cenotaph* in **The Prow** sector. To reach this point takes about 15-20 minutes walking heading west from the The Vortex-Cave. Most of these routes and projects at **The Cove** have been bolted by a young energetic team of Brandon Riches and his main climbing partner Craig Lingley.



The Cove

This sector conforms to the left wall of the amphitheater below the U-shaped gully. It is predominately north facing and requires some warmer days to enjoy the climbing found here. Initially I was very excited to see that there were several low 5.10's detailed. The area seemed to have potential to be really popular with a good mix of grades. I had an opportunity to sample some of the climbs at the lower end of the grade spectrum with three friends in late September of 2021. Collectively we all felt that most of these lower end routes to be under graded by nearly a full number grade. We did not climb all the routes but sampled routes in the supposed 5.10 low 5.11 grades and also climbed the lone 5.9 (actually about 5.10b in my opinion). This grading issue might result from the fact that these young lads pull pretty hard or they simply have no idea on these lower end grades. We also found a few bolts were a bit hard to clip, having at times to make cruxy movements to get to the next bolt. Some bolts were slightly spacious. On most routes having a long stick-clip would seem prudent for the first bolt which is often situated fairly high (purposelessly). The rock quality in the sector overall is quite good by Moose Mountain standards. I would like to mention that they did an excellent job on the access and base trails along with staging areas. The wall has been extensively developed by Brandon Riches and his main climbing partner Craig Lingley. They have been somewhat secretly ferreting away on this wall over the past three years with several hard sends. They still have a couple closed projects. I wanted to thank Brandon and Craig for the huge amount of effort and work to see this newer sector at Moose come to life. I received updated information in the late fall of 2022 from Brandon and have included his information and added my own notes and personal opinions for the routes that I have climbed. We managed to get on these routes just before the weather chilled off for the season on this north facing cliff. **Note:** Many of these climbs have no star rating as there was simply too little input from other climbers for confirmation on grades or quality at the time of writing this section of the update. The grades on some routes have been adjusted upward but many of these climbs are awaiting repeats from other climber's to lend an comprehensive opinion. Expect there to be a bit of flux in numbers from the grades stated in this update.

The Cove Access:

The obvious approach to reach these climbs would be to come in from the drainage below the hanging U-shaped gully located about two-thirds the way on the Ostraland cliff line. Accessed from the trail across the road from the Dust Bowl sector. This approach described earlier requires about 15-20 minutes to arrive from the access road. Access is also possible via the Vortex Cave access but this is a much less desirable approach option.

A long stick clip device is highly recommended for this sector. Overall a 70m rope will work for all climbs in the sector. For safety sake make sure to tie knots at the end of your rope as a few, are decidedly rope stretchers.

Dirty Marmot Party ** S-5.11a, 22m, 9 clips

Craig Lingley & Brandon Riches September 2021

The left most and the latest route established in the sector. Located 10m left of the skyline buttress on the left side of The Cove. A few techy moves to get off the ground, then some steady fun climbing on mostly positive holds leads to a sustained sequential crux section overcoming a small roof with thin feet. Above the climbing eases with a slightly spacious gap in the bolting to get to the anchor. The original grade was 5.10a? On this climb, make up your own mind!

Get Off My Lawn * S-5.12a/b, 18m, 9 clips

Craig Lingley & Brandon Riches, March 2021

A short bouldery sustained route with compression and big moves with a hard clip, then a very challenging crux at two thirds height that involves a huge throw to a marginal hold. More steady mid 5.11 movement to charge up the final few meters to the anchor. The original grade on this route was 5.11b. Personally I found the crux impossible for my height but located a run-out hook sequence going out right for a couple meters that worked. My recommendation would be to see the existing crux bolt moved lower and a bit right, then another bolt added above this. Doing this right-hand version that I climbed with these two new bolts mentioned would make the climb a really good possibly 3 star 5.11c (my opinion).

Located about 35m to the right from *Get Off My Lawn* above a blocky boulder strewn section are four climbs and a project with three highly visible bolts on the left.

Closed Project:

A line of three bolts is located 5m left of *Full Body Dark*.

Full Body Dark ** S-5.11a, 20m, 8 clips

Andrei Sipos, May 2020

Follow the interesting crack feature using well spaced holds. Or do it the hard way...! Very difficult read with two difficult clips through the crux section. Again this route was originally graded 5.10b, I will let you decide!

All Cushion No Pushin' * S-5.10b/c, 22m, 9 clips

Craig Lingley and Brandon Riches, May 2020

Starts up the shared slab start for three climbs found just right of a right-facing corner to an overlap. Climb the face to reach the overlap. Make a few physical moves to overcome the small roof then delicately work leftward until its possible to head upward into the left facing and left leaning upper corner. The anchor is off a big clevis hook from two bolts. The bolting is slightly spacious on this route. Originally graded 5.9, the grade detailed (is my opinion) for an on-sight grade.

The Granus S-5.12a, 22m, 9 clips

Craig Lingley and Brandon Riches, September 2020

Start up the shared slab start to the overlap then difficult strenuous climbing. Heads straight up the arête directly overcoming the bulging wall on sustained movement. Unique climbing for this sector. No star rating has been applied, expect the grade to be a bit stiff if the other routes nearby are any indicators.

Brute Force & Ignorance S-5.10d, 22m, 9 clips

Craig Lingley and Brandon Riches, May 2020

The right most bolt line of the three routes starting above the common slab start. It ascends the shallow right leaning corner to a bulge/roof. The builders called it 5.10d, the terrain looks to be closer to 5.11+, to me? Prepare yourself to be sandbagged. Their description, "Is it 10d? Or is it a V2 boulder problem? Go up the slab start past the overlap taking the juggy crack in the right leaning shallow corner. At the bulge/roof be prepared to pull hard. Not a good warm-up!"

Body Karate S-5.10c, 25m, 11 clips

Craig Lingley and Brandon Riches, May 2020

Climb up a somewhat dusty slabby face using a couple of hidden holds. Working up into a couple cruxy roof sections. Now deal with the not so simple jug haul to finish it all off. The grade above should be taken as being under-graded if the other 5.10 routes to the left and right that we climbed in the late fall of 2021 are any indication.

Richard Normous S-5.11d, 30m, 13 clips

Craig Lingley and Brandon Riches, March 2021

Reported to have great rock and movement on this line. Start off with some hard crimp pulls to reach the slabby (vertical) face, which is the first crux of the route. Then launch into the long hard journey to reach the top. The final moves protected by a boulder problem with dynamic movement required to succeed.

Dixie Normous S-5.11a, 36m, 15 clips

Craig Lingley and Brandon Riches, March 2021

Starts off with some vicious crimps and a cryptic slab section, then a long pump fest with huge hero jugs most of the way. This might be a good warm up for some of the harder climbs in the sector. **Caution:** You can just barely lower with a 70m rope if the belayer moves uphill a bit. Make sure to tie a knot at the end of your rope.

Closed Project:

There were draws on this rig in the late fall of 2021 no other info has come forward. Looks quite difficult.

Closed Project:

There were draws on this rig in the late fall of 2021 no other info has come forward. Looks hard?

Fighting Marky Mark S-5.13b, 35m, 15 clips

Craig Lingley and Brandon Riches, August 2020

Sweet sensations and good vibrations all the way. Climb some decent crimps straight up to a break before the slab. Try to find a rest as the slab crux is very hard. If you succeed you have some easier ground to a sit down take a nap rest before having the surmount the crazy crux high off the ground to finish. **Caution:** Make sure to tie a knot in your rope!

Fencing with a Shark S-5.13a, 32m, 14 clips

Craig Lingley and Brandon Riches, August 2020

Some cool rounded jugs bring you to the break before the steep slab, which is only slightly easier than Marky Mark to the left. After the slab the angle steepens and its power moves on crimps to the top.

Prancing in the Park S-5.11d, 27m, 12 clips

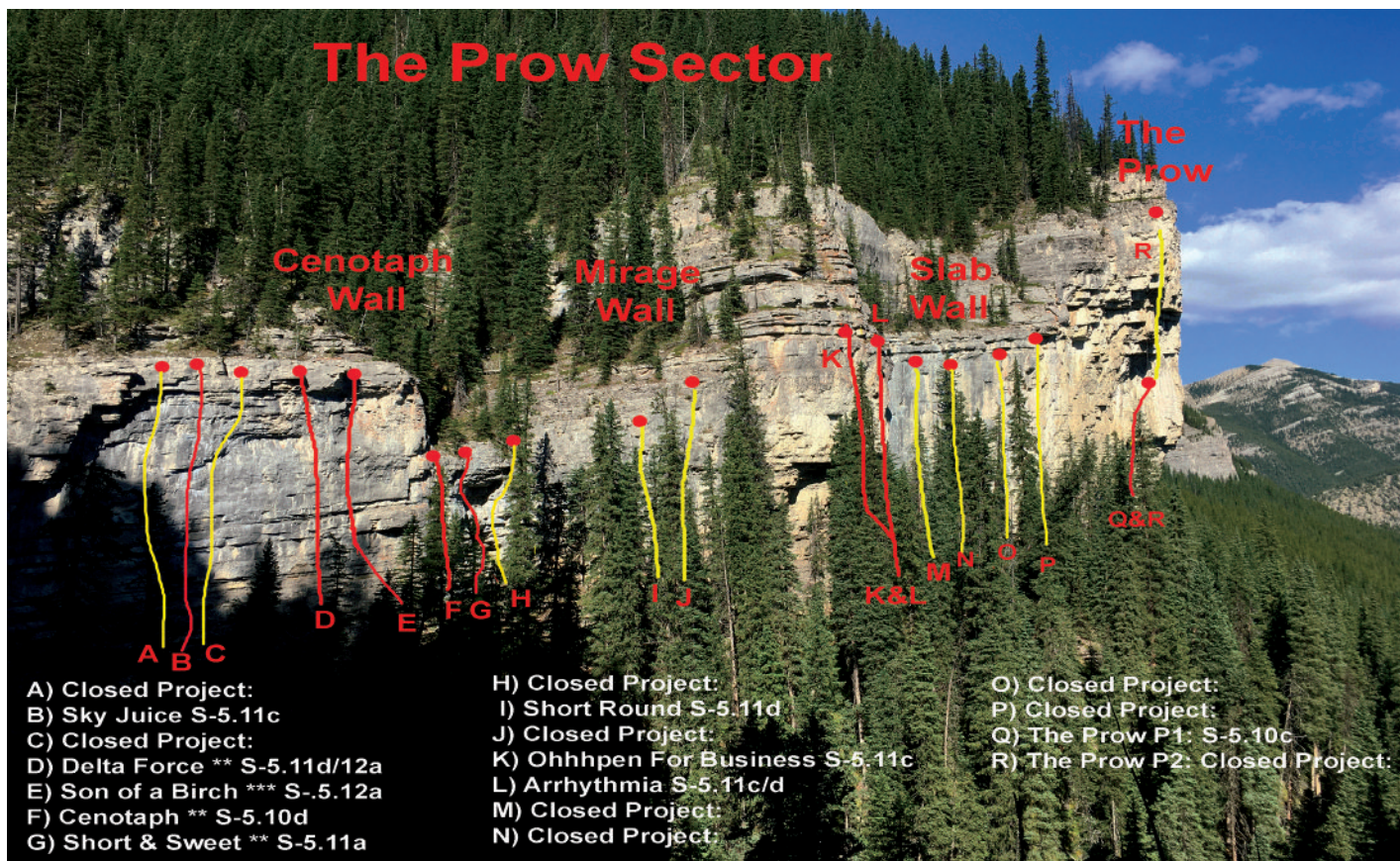
Craig Lingley and Brandon Riches, July 2020

The first half of the route is tricky using some hidden holds. Then a no hands rest allows some recovery before a crimpy boulder problem. Step left and take some jugs up to a final hard mantle move guarding the anchor.

Romancing An Aardvark S-5.12a, 25m, 11 clips

Craig Lingley and Brandon Riches, September 2020

The more sustained version of *Prancing in the Park*. A sustained crimp sequence leads you through the tough part, then easier moves on sweet rock to the top.



Pelvic Sorcery ** S-5.11a/b, 25m, 11 clips

Craig Lingley and Brandon Riches

A good climb, recommend using a stick clip. After the bouldery bottom section getting through the bottom third you reach some blue colored rock with better holds on unique features all the way to the anchor. The grade originally presented was 5.10b for this climb the grade above is from our collective experience on a cool day last fall. I will let you decide!

Closed Project:

Still under construction looking at this project last fall. A line of bolts at the left end of the traverse ledge. Looks to be upper 5.12 terrain? Will see what happens.

Copper Rocket S-5.12c, 22m, 11 clips

Craig Lingley and Brandon Riches, May 2021

Starts about 10m right from the left end of the traverse ledge below the U-shaped amphitheater which heads over to The Prow sector. The start is very undercut off the ledge. Stick clip the second bolt and jump up to reach the starting holds. After the leap of faith, stellar movement through the bottom section leads to a good rest right before the roof crux. Make a powerful boulder problem on good holds in order to reach the anchor.

The Prow / Sector

This striking mostly east facing wall which highlights and is named after the very obvious overhanging prominent prow feature formed on it's right side. The sector provides early morning sun in late spring and summer with late afternoon shade. This sector basically takes in the entire right wall of the amphitheater below the obvious hanging U-shaped gully on the Ostraland cliff line. This part of the cliff houses some amazing potential for harder projects. So far there are eight completed pitches. With several more lines staked out and under way. The wall here on the left side is approximately 25-35m in height but grows to around 55m as you work rightward towards the main prow feature. The "Prow" feature is found roughly 150m right from the hanging U-shaped gully drainage. The sector houses three sub-sectors described below and detailed on the photo topo. The first **Cenotaph Wall**, is yet another salute to Larry Ostrander for his pioneering efforts in the valley. From this first segment take a trail downward a few meters then work to the right (north) about 20m to the **Mirage Wall** with generally rounded looking holds providing for an interesting variety in rock architecture found at the Moose Mountain Crags. Immediately right of an obvious corner dihedral roughly near the middle of the sector is the compact rock of the precisely named **Slab Wall** about 30m left of the main prow feature.

The first route established in the sector is found about 70m up hill to the right of the access drainage where the cliff band is at its narrowest point. This original access aid pitch was established sometime in the mid-nineties by Larry Ostrander to gain the top of the wall. This forgotten climb was retro-bolted with new safer and somewhat closer spaced bolting by Steve Birch in the summer of 2019. It was free climbed in June of 2020 reported to be a fun 5.10d to warm up on for the harder fare on offer. This tribute route is called *Cenotaph* and it quickly helped set in motion a flurry of activity over the next few years. Several projects seem stalled or abandoned as the instigators have moved away two years ago.

There were three completed lines found to either side of this route in 2020. Two to the left and the third up a twisted corner located just up hill to the right called *Short and Sweet*. The left two routes offered some harder face climbing and were pioneered by Ross Suchy and he stated that, "they are mega good!" These climbs are *Delta Force* and *Son of a Birch* and are marked on the photo topo for this wall. Also in 2020 there were several more projects some with ropes hanging off them to the right on the taller portion of this cliff line which appears to run between 35-55m in height. It was discovered after the last update that these numerous projects belong to Jason Adam and Brook Bell. They had completed two of these routes in 2020. Issues with time and a lack of hardware at the end of 2020 slowed their progress. The pair returned full throttle in the spring 2021 and completed 3 more pitches as well bolting a few more projects. Their bolting efforts now staking claim to a substantial portion of this sectors potential.

Routes described from left to right:

The Prow Sector / Cenotaph Wall

Cenotaph Wall houses generally very good rock with a bit of a lower angled choss band at the bottom on the left side. An old aid line that belonged to Larry Ostrander was retro bolted starting off what became a gold rush mentality for this area. The nearby Cove sector spurred on with the redevelopment of the route *Cenotaph*. Last year in my update I noted that this sub-sector hosted lots of excellent potential for some harder routes to be established out left from the route *Delta Force* on what appeared to be steeper but quite good quality rock for the area. Well 2021 saw the claiming of more territory by Jason Adam with three new bolted lines one of which has been red-pointed so far.

Closed Project: S-5.12+, 25 m*Jason Adam, bolted June 2021*

Thanks to the magic of erosion, a streak of water worn rock guides you through the low choss band to reach a no hands rest before tackling an intense overhanging arête.

Sky Juice S-5.11c, 25m, 13 clips*Jason Adam, June 2021*

Stunning rock on the upper wall with interesting features up high. An atypically easy read, you just have to pull the moves. No star rating has been applied due to receiving this information late in the year.

Closed Project: S-5.12a, 25m*Jason Adam, bolted June 2021*

Climb low angled terrain to the first bolt. Things then get awfully thin before the way becomes clear.

Delta Force * S-5.11d/12a, 30m, 15 clips***Ross Suchy & Ruben, July 2020*

Couple of "D"-Shift fire fighters from Calgary put the effort in to see this beauty get finished. For a short period the left most bolted line on the right side of the amphitheater below the U-shaped hanging gully.

Son of a Birch * S-5.12a, 30m, 15 clips***Ross Suchy, July 2020*

Traverse in left from just below the start of the route *Cenotaph* to reach the first bolt and then climb the upper wall aiming for a V-slot at the top of the wall.

Cenotaph ** S-5.10d, 23m, 8 clips*F. A. Steve Birch, June 2019*

This is a retro bolted access aid route first established by Larry Ostrander in the early to mid 90's. It climbs good gray rock at the narrowest section of the cliff-line. The crux is short but intense. Be prepared to pull hard for the grade. It helps you get amped and warmed up for the harder fare exploding in this area.

Short & Sweet ** S-5.11a, 22m, 7 clips*Ross Suchy & Steve Birch, June 2020*

Climbs the easy twisted lower corner up to a bulging headwall where some steady burly climbing with a need to sort out a very tricky thin move in order to reach a key hold allowing the final bit of burly upward movement to reach the anchor.

Open Project: Larry O Shunts 22m

Roughly 5m to the right of the climb *Short and Sweet* there is a visible chain link hanger at about two-thirds height on the bulging gray wall. Left of this directional is a former shunting project of Larry Ostrander that tackles the stepped steep twisted corner working right around a roof. A ripe candidate to be converted into a new lead climb in the near future.

The Prow Sector / Mirage Wall

This small sub-sector is defined by horizontal bedding on the lower part of the wall with a right leaning stepped roof on the right side. Defined on the right most margin with a corner dihedral separating it from the Slab Wall the next sub-sector to the right. At this right side boundary are two completed routes that share the same start. There are two more projects on the face left of the stepped roof. The first of which is located about 20m right of the route *Cenotaph*.

Short Round ** S-5.11d/12a, 20m, 11 clips*Jason Adam*

A challenging and interesting 3 bolt crux section, that boils down too whether you can do one very hard move. Originally the project was given a tentative grade of upper 5.12. After red-pointing it, a grade of 5.11b+ was given...? This might be a case of the builder being way too familiar with his climb. Our experience reflects the grade given above.

Closed Project: S-5.12-?, 23m, 12 clips*Jason Adam*

This line has been in project status for four years? A surprising very taxing start gets you over the lip onto a no hands rest. Now things get real. So far hard to unlock or impossible?

Ohhhpen For Business S-5.11c, 21m, 12 clips

Jason Adam, July 2020

Shares the start with the climb *Arrhythmia*, at the third bolt step left and follow the left hand bolt line with some fun juggy climbing to gain a steep classic slab section to reach the anchor. I have not climbed this route but others in the area by this builder seem a bit stiff for the grades given. No star rating has been applied as there is very little info or comments from other climbers for a consensus on grade or quality as of writing.

Arrhythmia * S-5.11d/12a, 25m, 13 clips

Jason Adam, July 2020

Starts up the corner same as the route detailed above and then climb is forced out onto the small rounded prow just left of the right facing corner dihedral. There is some concern that there needed to be one more bolt added to the top before the anchor. This was added in 2021 but there still seems to be issues with the bolting on this rig. From our lead experience several bolts proved not very friendly to clip thus reflecting the star rating and grade detailed above.

Note: Ross Suchy did not like the bolting or sandbag grades seemingly applied to this line. He felt it was closer to 11+/12a. Questioning the wood disk with 11a+ mounted at the base of the route? Feels like they were bit cryptic on the plus part of the grade. Maybe the builder was simply way too familiar with this route or maybe they are purposely trying to build a bit of adventure ethic into these climbs...?

The Prow Sector / Slab Wall

This is a small sub-sector with steep compact hard face climbing potential on good quality bullet proof stone. For now there are four bolted claims staked out on this challenging wall. So far none seem close to being sent. We await next years efforts to see what transpires. These projects may be abandoned contact the builders to check on status.

Closed Project: S-5.13+?, 24m, 9 clips

Jason Adam

Closed Project: S-5.12+?, 24m

Brook Bell

Closed Project: S-5.12+?, 24m

Joss Worley & Brook Bell,

Closed Project:

Brook Bell

Closed Project: The Prow S-5.12+, 55m

Pitch 1: S-5.10c, 25m, 9 clips

Jason Adam, August 2021

Red-pointed, this first lower pitch is open for climbing. Be aware that getting off the ground might be it's crux! Also expect a bit of spice getting up to the mid wall belay anchor as well. Reported to be a good warm-up for the area. The first ascentionist states, "there are some spicy bits!" More bad bolting? Sandbagging? For now I would recommend using a stick-clip for the first bolt, which is quite high above some rather suspect looking rock (typical Moose factor). The pitch starts just left of the main prow feature.

Pitch 2: Cosed Project: S-5.12+?

The upper pitch on this line tackles very steep terrain over it's final third. For now there was a rope hanging and some bolting is completed on the upper portion of this climb. Still much work to be carried out for what appears possibly to be the classic hard route in the sector. Definitely for now the coveted line on this wall but still very much a work in progress!