


The Dust Bowl



- A) Larry's Groove ** S-5.12a
- B) Heat Trap ** S-5.11a
- C) Fossil Fool * S-5.11c
- D) Winter Fun ** S-5.12b
- E) Steamin' Spring ** S-12b
- F) The Stone Rose * S-5.12a
- G) Closed Project S-5.13
- H) The Desktop Dream ** S-5.12a

- I) Hail Larry ** 5.11c
- J) The Ostrander *** S-5.11c
- K) House Of Pancakes * S-5.11a
- L) Good to the last Drop ** S-5.11c
- M) The Boss of Choss * S-5.11a
- N) Fecal Matters ** S-11a

The Dust Bowl & Moose Cove

These two sectors are southwest facing and situated higher above the road. This higher location helps make both these crags excellent options for winter climbing, also early and late season outing's. During the warmer months come early and plan on leaving by about noon. The routes described below are all detailed from **Left to Right** (west to east).

Moose Cove

Approach: Is the same as for the Dust Bowl detailed below. This small sector has nine shorter bolted routes (initially mostly 5.10), located roughly 200m west (left) of the climb *Larry's Groove* (for now the left most completed route found at the Dust Bowl). To reach these more obscure climbs, traverse the base of the cliff using a faint rising trail heading westward from the Dust Bowl to reach a prominent V-dip in the scree slope below a curving shorter cliff line found here. This little venue houses over a half dozen fun warm-up lines and two, 5.11's, with short cruxy bits to keep it interesting. Allow about 15 minutes to arrive here from the access road using the Dust Bowl access trail.

The first two routes were established over 17 years ago by Andy Genereux and Richard Melville during a one-day effort. In the spring of 2024, Andy returned building seven more routes, giving this venue a bit more appeal. **West World** the west facing cliff 100m further west seem to hold significant potential for some more moderator entry level climbs in the sun to be established, maybe adding some much needed lower-end diversity to the mostly harder fare found in the Dust Bowl. Moose Cove is located just a few minutes westward along this southwest facing wall from the Dust Bowl.

Rocky & Bullwinkle Play Tag * S-5.10a, 15m, 6 clips

Andy Genereux & Richard Melville, June 2007

The left most route at this venue, its somewhat easier after a recent re-cleaning that uncovered better holds. Starts with a burly-tricky opening sequence past the low first bolt, less sustained above with generally good rock.

Squirrel Power * S-5.10b, 15m, 6 clips

Andy Genereux & Richard Melville, June 2007

A fun little route with consistent movement over good quality rock. There is a defined crux working right from a hollow flake at the third bolt that requires a delicate touch and balance.

Bullwinkle's Big Ride ** S-5.10a, 15m, 6 clips

Andy Genereux, March 2024

This route was established on lead via rope soloing. There is a lone base bolt for an anchor to facilitate this style. This route has a physical middle section getting past a bulge, with fun moderate easier movement above and below.

Obscure Moose *** S-5.10a, 15m, 6 clips

Andy Genereux, March 2024

Provides an interesting middle section, with a balancy read to reach the anchor. Base anchor bolt at the start.

Nutty Plunder ** S-5.11a, 15m, 6 clips

Andy Genereux and Choc Quinn, April 2024

A plundered cache bucket delayed the start of building this project. Located 5m right of *Obscure Moose* roughly at the center of this little sector. Hard moves over a bulge to a small roof, short lived intense movement. Not a hard start, but I recommend a stick clip to the slightly high first bolt.

April Assholes *** S-5.10c, 16m, 6 clips

Andy Genereux, June 2024

Named after the creeps that pillaged my gear stash at this venue. Thus slowing the build for this climb. Fun movement on generally good holds up steepish terrain at the center of this little sector.

Cove View * S-5.10d, 16m, 6 clips

Andy Genereux, June 2024

A steeper portion of the wall up to the widest part of the upper roof. A bit tricky in the middle to get past a bulge and then getting over the upper roof to finish has the slightly harder crux. Move left to reach a somewhat hidden anchor.

Sunday Morning Wake Up ** S-5.11b, 16m, 6 clips

Andy Genereux, May 2024

Nice juggy moderate climbing to a jarring, defined short crux to reach, then overcome the small roof.

Flying Squirrel ** S-5.10c, 16m, 6 clips

Andy Genereux, May 2024

Best to belay from a small platform below the access trail. The low first bolt is intended for a base anchor for rope soloing. Make fun juggy movement to half height, then things get interesting, puzzling out the crux through a steeper bit. There is a hard way and an easier version, figure it out...?

The Dust Bowl

This crag is probably the premium winter rock climbing crag at Moose Mountain. Unfortunately the warm-ups start at 5.11a and things quickly get harder from there. The bulk of the climbing is in the upper 5.11 and mid 5.12 range with several routes harder. The crag has a southwest exposure and it sits higher out of the valley which helps the cliff in keeping the sun until Mid December. The sun is back by mid-January for this cliff potentially having the most winter cragging days at Moose Mountain. The sun window 2-3 hours is short in the months either side of dark period from mid-December to mid-January. Things quickly improve and the winter climbing window expands considerably afterwards.

Approach: From the Moose Patch Trail Access, continue westward on the access road for about 700m, then look for a trail on the north (right) side of the road about a 100m before the big hill on the access road. Another feature is to look for a small culvert under the road on the north side 20m east of this culvert marker is the trail head. The trail takes a few switchbacks then diagonals back eastward about 150m and arrives at The Dust Bowl about 10m right of the classic route on the cliff *The Ostrander*. From the road expect to need a solid 10 minutes uphill to reach the base of the wall.

1) Closed Project:

Jason Adam & Brook Bell, bolted spring 2020

New bolts and cleaning on a reworked shunt top-rope problem of Larry's that as far as I know is still needing completion as of this fall, its located roughly about 15m left of the climb *Larry's Groove*.

2) Closed Project:

Jason Adam & Brook Bell, bolted spring 2020

Another reworked project of Larry's with new bolts still needing completion found 12m left of the start to *Larry's Groove*.

3) Larry's Groove * S-5.12a, 28m, 9 clips

Lawrence Ostrander, lead bolted & F. A. By Andy Genereux, March 2001

Pumpy climbing, the crux is negotiating the small roof at two-thirds height. Slightly more spacious bolting on this sustained somewhat old school sport pitch. The first of Larry's former top rope problems reworked into a lead climb.

4) Heat Trap * S-5.11a, 30m, 11 clips**

Andy Genereux, March 2001

Considered one of the better warm up pitches at this steep sector. It leans right into the corner at the top of the wall.

5) Fossil Fool * S-5.11c, 22m, 7 clips

Andy Genereux, April 2002

Sustained 5.11 climbing to reach a shared anchor with *Winter Fun* on a small ledge. Andy left draws on this rig overnight during the build and some creeps stole them before he got back the next morning. Karma gets everyone in the end...!

6) Winter Fun ** S-5.12b/c, 22m, 7 clips

Andy Genereux, March 2001

Recommend a stick-clip for the first bolt to turn the roof (crux), sustained devious technical crimp climbing continues to the anchor on this short but powerful climb.

7) Steamin' Spring ** S-5.12b, 30m, 11 clips

Nigel Slater, May 2010

Break right into a groove after the second bolt of *Winter Fun* finishing to the top of the wall.

8) The Stone Rose * S-5.12a, 25m, (fixed draws)

Nigel Slater, 2014

This very steep climb has a fixed chain draws for cleaning.

9) Chinese Water Torture ** S-5.13a, 24m, 10 (fixed draws)

Bolted Marcus Norman, FFA Adam Currie, 2018

Fixed chain draws. Powerful past the first six bolts through the roof is the crux. Becomes obvious looking at the line.

10) The Desktop Dream ** S-5.12a, 28m, 17 clips

Nigel Slater, May 2011

Nigel Slater, Extended Version, October 2013

Fixed chain draws. A burly climb on the bottom half with technical flare required for topping off the pitch. Be sure to enjoy this very worthwhile rig over the full distance intentionally by-passing the mid anchor.

11) Beyond Blonde * S-5.12a, 25m, 9 clips

Nigel Slater, May 2013

Dynamic climbing leads through the roofs.

12) A Night On The Moose ** S-5.12c/d, 30m, 14 clips

Nigel Slater, June 2012

Variety and quality, one gets hard pulls but still needs to have a technical touch to finish on this fine climb. Break left out from The Ginger Ninja avoiding the sling strapped block (vintage Larry O) under the first roof. A steep first half to a midway rest, then stem the groove, above, crimp your way past a cruxy finish.

13) The Ginger Ninja ** S-5.12a, 25m, 9 clips

Nigel Slater, May 2012

Burly climbing through bulges to a difficult crux finish, climbers may find this more difficult than some of its 5.12a brethren lines found at this venue. A Moose sandbag, maybe? Probably...!

14) Black Gold ** S-5.11d/12a, 23m, 7 clips

Nigel Slater, September 2011

Starts immediately left of *The Shedding's* and works left and then up past pumpy climbing through bulges.

15) The Shedding's ** S-5.12b, 24m, 8 clips

Nigel Slater, September 2011

This is a sustained affair with a couple tricky bits, which makes this a hard on-sight.

16) KFS * S-5.12a, 25m, 8 clips

Nigel Slater, August 2013

Big moves with a crux section working past hard crimps to the top. Two-fixed chain draws help for back cleaning.

17) Boom & Bust ** S-5.12b, 25m, 11 clips

Nigel Slater, August 2011

Basically this climb is a jug haul with just enough variety to keep things interesting technically. Anyone want to try for a no-hands knee-bar?

17a) Bangers & Mash * S-5.13b/c, 25m, 12 clips**

Adam Currie, May 2017

Extension to Boom and Bust 5.12b, continue up and left into the series of roofs and a dihedral for 3 spaced bolts to a set of drop in anchors at the top of the wall on the right after the last roof. Some original rusty bolts from the 80's are present but not usable. Follow new retro bolts up and left and back right to the new anchors. Originally bolted by the late Larry Ostrander and partially retro-bolted by Marcus Norman. "Thanks for the permission and vision for such a classic old school route." Adam

18) Jalapeño * S-5.12a/b, 25m, 10 clips

Nigel Slater, 2014

This route follows line of green hangers left of Laryngitis. May be more difficult now – a key clipping hold failed back in March of 2016.

The Dust Bowl / Right



- A) **The Desktop Dream** ** S-5.12a, 15 bolts
- B) **Beyond Blonde** ** S-12a, 9 bolts
- C) **A Night at the Mooose** *** S-5.12d, 15 bolts
- D) **The Ginger Ninja** ** S-12a, 9 bolts
- E) **Black Gold** ** S-5.11d, 7bolts
- F) **The Sheddings** * S-5.12b, 8 bolts
- G) **XFS** *** S-5.12a, 8 bolts

- H) **Boom and Bust** * S-5.12b, 10 bolts
- I) **Jalapeno** * S-5.12b, 10 bolts
- J) **Laryngitis** * S-5.12a, 10 bolts
- K) **The Dark Arts** ** 11d, 10 bolts
- L) **Residue** S-5.12a, 10 bolts
- M) **Donkey Attack** ** S-5.12a, 10 bolts
- N) **Sackolager** S-5.12c, 16 bolts
- O) **Abnormation Left** ** S-5.12a
- P) **Abnormation Right** * S-5.12c
- P') **Project 5.13**
- Q) **The Ostrander** *** S-5.11c, 10 bolts
- R) **Hail Larry** * S-5.11c, 15 bolts
- S) **Cold Turkey** ** S-5.12a, 12 bolts
- T) **Half-hour Harry** ** S-5.11d, 10 bolts
- U) **The Population Bomb** ** S-5.12a, 10 bolts
- V) **Hoof-it** ** S-5.11b, 9 bolts
- W) **Rock 'n' Rages** * S-5.11a, 7 bolts
- X) **The House of Pancakes** * S-5.11a, 7 bolts
- Y) **Good to the Last Drop** ** S-5.11c, 12 bolts
- Z) **The Boss of Choss** * S-5.11a, 10 bolts
- Z') **Fecal Matters** * S-5.11a, 10 bolts

19) Laryngitis * S-5.12a, 25m, 10 clips

Larry Ostrander, lead bolted & F.F.A. Nigel Slater, June 2011

Another of Larry Ostrander's shunting problems converted into a lead climb by Nigel.

20) The Dark Arts ** S-5.11d, 25m, 10 clips

Nigel Slater, May 2011

Good climbing. If you like a circus move or two, this route is probably for you!

21) Residue ** S-5.12a, 25m, 10 clips

Larry Ostrander, lead bolted by Nigel Slater, October 2015

Straight up the wall immediately left of *Donkey Attack*. Ten bolts to reach the lower off anchor below a roof.

22) Donkey Attack * S-5.12a, 25m, 9 clips**

Lawrence Ostrander, lead bolted by Daren Tremaine, 2000

Another Moose Mountain classic, a stiff opening series, sustained, yields to an easier than it looks roof pull near the top. Keep right at roof (another bolt line follows closely on the left). Stick-clip the first high bolt to start on this great climb.

23) Abnormanation Left * S-5.12a, 25m, 10 clips

Marcus Norman, 2001

Most folks climb a few moves up *Donkey Attack* to start then work right onto this line merging with the right hand version at about half height. At the top it is confusing and a bit sketchy to reach the anchors.

24) Abnormanation Right * S-5.12c, 25m, 10 clips

Marcus Norman, 2001

Start directly up steep face just right of *Donkey Attack*. Make sure to stick-clip the first bolt, as the crux is a hard boulder problem getting up to this first bolt. Alternately start to the right on *The Ostrander* and work back left for a tricky 5.12- sequence You may notice that the second glue-in bolt was removed, it was removed purposefully by the builder. Continue to the next bolt without difficulties.

25) The Ostrander * S-5.11c, 25m, 10 clips**

Lawrence Ostrander, lead bolted by Roger Chayer, 2001

It's hard not to smile while climbing this very popular obvious line located just 4m left of where the access trail arrives. Take the first line of glue-in bolts to an anchor at two-thirds height. Stick clip the first high bolt.

26) Sockdolager S-5.12c, 30m, 11 clips

Daren Tremaine, 2001

This extension above the route *Donkey Attack* houses some sketchy climbing up past massive roof blocks. Hopefully, no one is around if one of these potential rock bombs releases.

27) Closed Project: S-5.13?

Unknown

Essentially climb Abnormanation Right into a contrived much stiffer boulder problem at the lip, thus avoiding the easier entrance into *Hail Larry* on the right. Stay out on some face holds above the roofs for full value, avoiding the corner system of *Hail Larry*.

28) Hail Larry! ** S-5.11a, 30m, 15 clips

Marcus Norman, 2005

Essentially this is an 5.11a extension to *The Ostrander* route which goes at 5.11c, stay to left on face holds above the roofs for full value, avoiding the somewhat chossy corner.

29) Cold Turkey ** S-5.12a, 27m, 12 clips

Nigel Slater and Marcus Norman, 2012

Excellent climbing over much of this pitch, having a fantastic crux finishing sequence. Avoid clipping the anchor on *Half-hour Harry* under the roof on the right. Make the extra moves up past the left side of the roof to gain the real anchors 2m higher. It's worth it...!

30) Half-hour Harry ** S-5.11d, 25m, 10 clips

Larry Ostrander, lead bolted by Nigel Slater, May 2011

A good route with steady climbing to the anchor below a large roof at two-thirds height.

31) The Population Bomb * S-5.12a, 25m, 10 clips

Nigel Slater, May 2011

As the access trail arrives at the base of the wall there is a single chain link anchor at the base of the wall. This route leaves left of this anchor and snakes a path past overlaps on steady bulgy face climbing to a tricky finish to reach the anchor below a large roof at two-thirds height.

32) Hoof-it! ** S-5.11c, 20m, 9 clips

Nigel Slater, April 2011

At the access trail meets the wall at a chain link single bolt anchor. This climbs to the right with jugs to gain the first roof. This pitch provides a good intro to the Dust Bowl experience. Expect for it to be difficult for the grade.

33) Rock'n Rages ** S-5.11b, 17m, 7 clips

Nigel Slater, November 2010

Another short warm up climb with a devious crux, nothing special but the grade makes it quite popular at the lower end.

34) The House of Pancakes * S-5.11a, 17m, 7 clips

Lawrence Ostrander, bolted by Daren Tremaine, 2001

Had a new first bolt added after a key hold broke resulting in a ground fall trying to clip what is now the second bolt. A stiff start leads left onto more obscure face climbing. A short but sustained technically demanding route.

35) Good 'till' the Last Drop ** S-5.11c, 30m, 12 clips

Lawrence Ostrander, lead bolted & F.F.A. Andy Genereux, 2001

Pack-rat poop deposits have made a key hold disappear under this smelly encrusted slime for a significantly harder crux at two-thirds height. This bit needs re-cleaning, for now the rat drippings are not easily avoided, the holds not positive.

The final two completed climbs at the right side of the Dust Bowl proper come into the sun a bit earlier. Both make for nice warm up pitches for the harder fare found to the left if nothing else.

36) The Boss of Choss * S-5.11a, 20m, 10 clips

Marcus Norman & Nigel Slater, September 2012

The name might say it all! The grade is its biggest redeeming quality of this climb. One of the few warm-ups on the wall.

37) Fecal Matters ** S-5.11a, 28m, 10 clips

Lawrence Ostrander, lead bolted & F.F.A. Andy Genereux, May 2001

The major pack-rat waste station at half height is easily avoided on your way to the juggy finish on this classic Dust Bowl warm-up. These slimy mounds of Rat poo although a visual detraction are not a factor for climbing. Rap rings at the top.

The next five climbs are located about 70m east of the Dust Bowl roughly about the mid-way point while heading east over to reach the Black Flag Sector:

Moose Meat Area

This little sub area is found about 70m east of the Dust Bowl and is included as an extension of the Dust Bowl Sector.

The five climbs established so far are consistent with the harder fare of the Dust Bowl. There is still much scope for more to go in. That said the potential offering's nearly all looks like they will be on the stiffer side of the grade equation. **Note:** It takes another 5-7 minutes walk eastward along the base of the wall to arrive at the newer Black Flag Sector.


38) Beach Belly ** S-5.12d/13a, 17m, 7 clips

Ross Suchy, March 2023

A hard addition at Moose Mountain. It's a compact power route to sink your teeth into on this south facing rock. Technically still the winter season when Ross sent this rig before heading off to bulk up in Hawaii on vacation.

Moose Meat Area

- A) Beach Belly ** S-12d/13a
- B) Fire in the Belly ** S-5.12d/13a
- C) Corona Belly ** S-5.12b
- D) Moose Meat Direct ** S-5.12c
- E) Moose Meat ** S-5.11d/12a



39) Fire in the Belly ** S-5.12d/13a, 20m, 9 clips

Ross Suchy, November 2021

Was under construction late in October when I came across this project. Looked to me to be another potential harder 5.12/13 when I first laid eyes on it? Ross was able to send this rig on a sunny November day. After a year Ross has upped the grade. Yet, another good route in his recent burst of harder sends at the Moose Mountain Crags.

40) Corona Belly * S-5.12b, 20m, 9 clips**

Ross Suchy, January 2021

Located 10m left of *Moose Meat*, the route climbs out the small shallow cave feature taking a bulging black streak. Bolted ground up on aid and then sent mid-winter. This climb gets great reviews.

41) Moose Meat Direct ** S-5.12c, 33m, 13 clips

Ross Suchy, March 2021

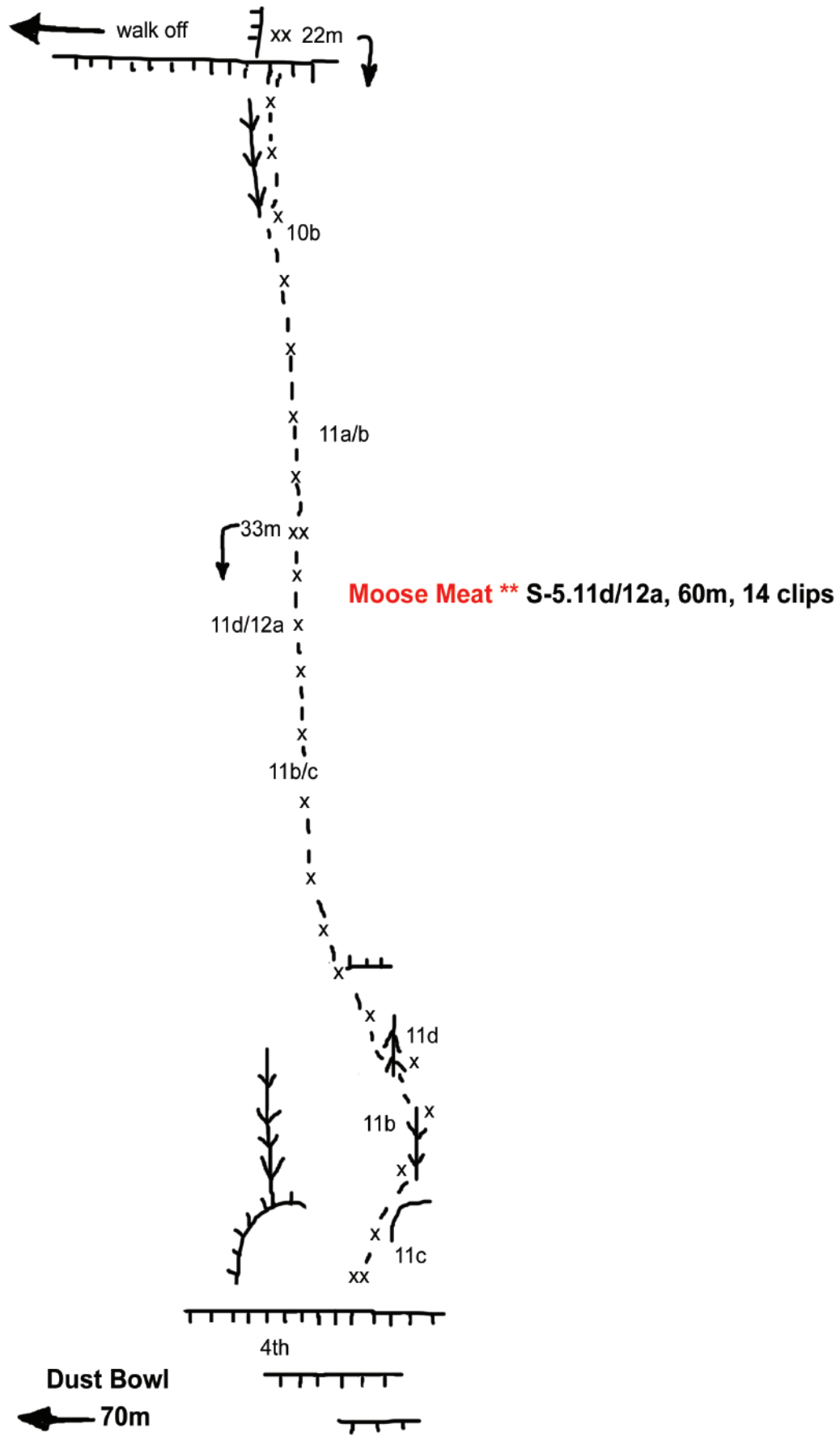
This line was the original start for *Moose Meat* that was abandoned by Genereux. After nearly 15 years of neglect it was resurrected by Ross and sent. He detailed some very thin tick-tacky climbing to directly attain the sustained but less difficult upper part of the pitch.

42) Moose Meat ** S-5.11d, 70m, 14 clips


Andy Genereux, June 2017

This 2-pitch climb, is located roughly 70m right (east of the right most route in the Dust Bowl called *Fecal Matters*). Formally this old project had some tat and a couple leaver carabiners that were visible on the bottom of the first pitch (now, *Moose Meat Direct*). In the spring of 2017 after a ten year absence Genereux returned to his nearly forgotten line, reworked the first pitch moving the bottom section a few meters rightward to a more climbable break for him.

Caution: The first pitch is **33m long** and is the so called money pitch on this two-pitch climb. There are multiple 5.11 crux sections over some sustained technical face climbing with the final crux coming just below the anchor. The upper pitch goes at a much easier grade while overcoming a short technical 5.11a tricky face bit directly above the semi-hanging belay leading up onto some very fun but easier mid-5.10 ground to reach a good ledge and is 22m in length.



Black Flag / Sector



- A) The Cookie ** S-5.11a
- B) Rise and Shine *** S-5.11d/12a
- C) This Time Darlin' *** S-5.11b
- D) Solar Power ** S-5.12a
- E) Sunset Arete ** S-5.11c
- F) Southern Comfort ** S-5.12c
- G) Placulum *** S-5.14a
- H) Dark Roast ** S-5.13c
- I) Pitch Fork *** S-5.13b

- J) Illumination *** S-5.13b
- K) In Bloom ** S-5.12c
- L) Closed Project
- M) We Named the Monkey Jack ** S-5.13b
- N) Rise Above ** S-5.12d
- O) Underdog ** S-5.13a
- P) Chocolate Moose S-5.10b

- Q) Equinox ** S-5.10c
- R) Veggie Might ** S-5.12b
- S) Mighty Might *** S-5.11c
- T) Salmon Moose ** S-5.11a
- U) Sniffing Glue * S-5.11b

Black Flag

The Black Flag Sector is a recently developed section of the main south facing wall, established with a huge effort from Ross Suchy the past few years. Located on the north side of the access road roughly halfway between the two older sectors, the **Dust Bowl** and **Moose Patch**. Found on the sunny side of the main valley. Named after the obvious black seepage stain in the middle of the wall that resembles a big black flag hanging over the roofs. Also for Ross and his personal liking for the American "punk rock" band by that same name. Like many other sectors at Moose Mountain Larry Ostrander was here first, the man developing a very difficult two pitch shunting problem back in the early-nineties.

The best way to approach this sector is via the trail up to the **Moose Patch/Left** then head left (west) along the base of the cliff on a faint trail for 5-10 minutes to reach this very steep segment of the south facing cliff line. Ross Suchy has been responsible for much of the route development to date at **Black Flag**. A stick clip is useful for most climbs due to the friable rock quality on the lower part of the wall. Ross assures that rock quality gets much better as climbers gain a little height. This stick clip application would apply to a number of other routes at the Moose Mountain Crags as well. From my experience climbing with Ross expect the grades on these routes to possibly be a little stiff but the climbing like most routes in the area to be quite good. I've climbed on about a third of the routes at Black Flag and can attest to these climbs being a fun but physical day out. Get ready to be pumped! An outstanding winter venue with a clear sky and no wind it only requires a few degrees on the plus side of the temp gage to climb here in a t-shirt, mid-winter. The routes all look very good. Most are challenging endurance test pieces especially those in the upper grades. There is still lots of potential for new development to make this sector truly exceptional. It's southern exposure can make this wall an excellent winter, late spring and fall option for climbers along with the Dust Bowl or the Moose Patch sectors located a few minutes walk to either side, enjoy! Best avoided on hot summer days. An option during mid-summer is to come early and bail by mid-day as the sun comes onto the wall, then head over to the shady side of the valley.

The Cookie ** S-5.11a/b, 20m, 8 clips

Ross Suchy, March 2020

The left most route in the sector for now. It's located about 10m left of the climb *Rise and Shine*, found slightly off the left edge of the photo topo above. Make a couple hard moves up to gain a large flake on the left. Move up the corner before making a few more difficult pulls back to the right to regain the bulging face above.

Cookie Monster ** S-5.11c, 20m 9 clips

Ross Suchy and Ruben, January 2021

Starts right of *The Cookie*, it overcomes some technical face climbing then directly joins up at the last bolt on that route.

Rise and Shine *** S-5.11d/12a, 22m, 9 clips

Ross Suchy, March 2019

Insecure holds getting to the second bolt using a stick-clip is a good idea on this route. Work through a small overlap and continue up on very good rock to reach a good rest. The deceptively steep finish has two options. Pick your best beta and hope you guessed right!

This Time Darlin' *** S-5.11b, 20m, 9 clips

Ross Suchy, April 2019

A devious and cruxy section works past the first three bolts (a stick clip is recommended) into a shallow corner. Climb the corner at the top make an exposed sequence back left to clip the anchor.

Solar Power ** S-5.12a, 25m, 14 clips

Ross Suchy, January 2019

The first two thirds of the route climbs over somewhat easier terrain. Enjoy the good rest at the under cling. The final four bolts are sustained and pumpy to reach the anchor.

Sunset Arête *** S-5.11c/d, 22m, 12 clips

Ross Suchy, April 2019

A popular route in the sector. It has it all: hard crimps, big throws to jugs if you find them, and very technical climbing through three distinct crux sections with fairly good rest points in between, enjoy!

Southern Comfort ** S-5.12c/d 20m, 10 clips

Ross Suchy, December 2020

One of the latest efforts from Ross located 5m right of *Sunshine Arête*. It was established with ice drips hanging from the wall in early December. Powerful and sustained on the lower wall.

Piaculum * S-5.14, 21m, 14 clips***Madison Marchuk, April 2026*

A shared start with *Dark Roast*. Conserve as much energy as possible through the 5.12 overhanging start. At the break, take the left line of bolts leading to a white panel above. The pump builds remarkably fast as you trend left through the first crux. Catch your breath at a sad excuse for a shake, before willing your way through the final crux pulling past big sloping under-clings. For now this climb holds the most difficult benchmark at the Moose Mountain Crags....

Dark Roast ** S-5.13c/d, 27m, 15 clips*Ross Suchy, May 2022*

Located 5m left of the start for the *Illumination* and *Pitch Fork* combined start. Steady 5.12 burl fest till the hard climbing on what looks to be a vertical face, it isn't! Very technical thin and sustained with a committing micro traverse before the anchor.

Pitch Fork * S-5.13b, 25m, 14 clips***Ross Suchy, March 2020*

Shares the same start as the first half of the route *Illumination* before branching out left. After climbing the first crux on *Illumination* grab a quick rest on small holds with bad feet, traverse left then launch into the difficult sustained crux sequence. With a pump building, from here every move feels hard until just before the anchor. The route finishes just to the right side of the obvious Black Flag stain feature in the middle of the wall.

Illumination * S-5.13b, 25m, 14 clips***Ross Suchy, April 2019*

The first route bolted in the sector and the one that immediately showed the sector's potential for high quality hard steep climbing. Climb up a sequence of hard bouldery moves until a rest below the big roof. From the rest try to get it all back. Above make big moves on hard powerful sustained climbing to the anchor.

In Bloom ** S-5.12c, 25m, 11 clips*Ross Suchy, September 2019*

Some very steep climbing with some big reaches to get yourself under the big roof for a good rest. Make a high clip then Ross recommends coming back to the rest. There try to fully recover before starting up the difficult crux sequence. A bit of a awkward rest is available in the corner which leads to a crimpy moves out left to the very pumpy finish.

Closed Project:

When finished it's likely to yield the hardest roof line at Black Flag. **Warning:** From Madison Marchuk it's not yet safe stay off if you value your life...!

We Named the Monkey Jack S-5.13b, 20m, 14 clips***Bolted Adam Currie**FA Rhys Beaudry, April 2026*

Clip stick the second bolt is recommended, then climb the vertical wall to an OK stance just below the first roof. Pull the first roof to gain a perched knee-bar for clipping. One big move gets you to a fin above the next roof, and the you must choose your own adventure between a big move to a 'jug' or a very strange boulder problem involving a great deal of trickery and body tension. Exit onto better hold before the pump gets you...

Rise Above * S-5.12d, 30m, 14 clips***Ross Suchy, October 2019*

This route snakes its way up some very steep ground and requires some not so obvious beta to make it work. It starts on a lower angled face for two bolts then heads out left on overhanging terrain. Having 5 extend-able draws (shoulder length) will really assist to reduce rope drag. Climbers may notice some old hardware from Larry Ostrander in the vicinity of this climb which dates back to the late eighties and early nineties shunting era.

Underdog ** S-5.13a, 25m, 13 clips*Ross Suchy, October 2019*

Climbs easier lower angled rock to the ledge (5.10), clip the next two bolts on the steeper wall then come back down. From here, you will climb left of the bolts and up to a vicious boulder problem. Make sure the belayer is paying strict attention as there is potential for a ledge fall or to strike the lower angled face below if the critical dead point misses. Milk the rest afterward before more pumpy climbing heads towards the anchor.

Chocolate Moose * S-5.10c/d, 21m, 9 clips

Ross Suchy, April 2020

This is a moderate side variation off the route *Underdog* giving another entry level climb in the sector to warm-up on. Climb the first 6 bolts on the route *Underdog* then this easier option takes the corner on the right past three more bolts to reach a sub anchor below the roof. Named after the all the rat poo in the corner.



Photo by Andy Genereux:

Ross Suchy winter rock climbing on his route *Southern Comfort 5.12c*, at *Black Flag*. This was not a t-shirt day, notice the bits of ice in the foreground.

Equinox ** S-5.10c, 20m, 11 clips

Ross Suchy, July 2019

Put up on the day of the fall equinox. It slants up and right over some scrappy rock past the first three bolts the rock and climbing both improve with romping jugs up to the anchor under the roof. This climb starts 5m right of *Underdog*.

Veggie Might ** S-5.11b/c, 24m, 11 clips

Ross Suchy, August 2019

Some technically sequenced climbing over the first half which can be quite pumpy. Then the upper half eases up somewhat to reach the anchor below the right end of the small roof. Considered hard for the given grade, Ross factor.

Mighty Might * S-5.11c/d, 33m, 17clips**

Ross Suchy (extension), June 2020

This is an engaging 6 bolt extension to the route *Veggie Might*. It works over the small roof and regains the physical nature to the lower climbing. Sustained to reach the upper anchor. Reported by Ross to be very good, well worth the weight of carrying a few extra draws.

Ross Suchy, winter cragging at *Black Flag* on his route *Pitch Fork 5.13b*, photo by *Andy Genereux*. Notice the ice in the foreground, this was definitely not a winter t-shirt day...!

Salmon Moose ** S-5.11a, 26m, 12 clips

Bruce Dalton, April 2026

Located about 5m right of the climb *Veggie Might*. This recent climb for now this is the most easterly route (right-hand) a

Sniffing Glue * S-5.11b, 25m, 12 clips

Bruce Dalton, May 2026

For now the rightmost route at Black Flag. Bruce was unwilling to give it a star rating until more traffic. Waiting on more traffic. **Note:** Fill details.

Caution: In the spring watch for tick's as these little buggers love it here at Black Flag. They are also quite bad at the Dust Bowl a little further west.



Photo Choc Quinn: Andy Genereux doing a little cleanup at The Moose Patch a constant battle. The dam kids never pickup after themselves...!